

BAMBA

SkinCare Silky

Lima eléctrica para pies / Electric foot file



cecotec

Manual de instrucciones
Instruction manual
Manuel d'instructions
Bedienungsanleitung
Manuale di istruzioni
Manual de instruções
Instructiehandleiding
Instrukcja obsługi

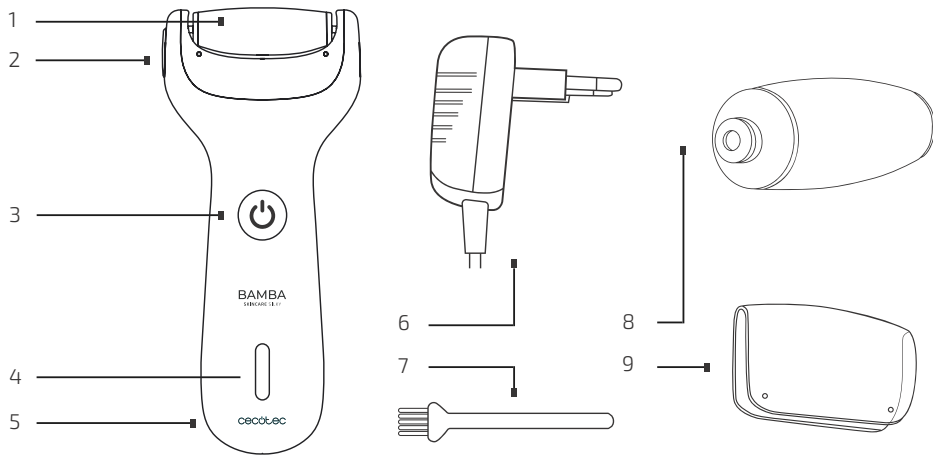
INDEX

1. Parts and components
2. Safety instructions
3. Before use
4. Operation
5. Cleaning and maintenance
6. Technical specifications
7. Disposal of old electrical appliances
8. Technical support service and warranty

1. PIEZAS Y COMPONENTES

Parts and components/Pièces et composants/Ersatzteile und Komponenten/

Parti e componenti/Peças e componentes/ Onderdelen en componenten/części i komponenty



EN

1. Fine grinding roller
2. Grinding roller release button
3. On/off switch
4. LCD light indicator
5. Housing
6. Charger
7. Cleaning brush
8. Coarse grinding roller
9. Protective cover

2. SAFETY INSTRUCTIONS

Read these instructions thoroughly before using the appliance. Keep this instruction manual for future reference or new users.

- Make sure that the mains voltage matches the voltage stated on the rating label of the appliance and that the wall outlet is grounded.
- This product is for household only. Do not use for commercial or industrial purposes.
- This device is intended for the treatment of feet only.
- For hygienic reasons, do not share this appliance with other people.
- Check results regularly during treatment. This is particularly advisable in the case of diabetics, as they are less sensitive to pain and are liable to become injured more easily. Always use with extreme care. If in doubt, ask your doctor.
- In case of prolonged intensive use, the appliance might get very hot. In order to prevent skin burns in these situations, there should be longer breaks between each application.
- Do not use the device if its cord or any other part is damaged. In this case, contact the official Technical Support Service of Cecotec.
- Keep children away from the packaging materials. Risk of suffocation.
- The appliance must be checked frequently for signs of wear or damage. If such signs are present, or if the appliance has been used improperly, contact the official Technical Support Service of Cecotec. Do not try to repair the device by yourself.
- Switch off the device immediately in the event of defects or malfunctions.

- Do not use accessories or parts that have not been provided by Cecotec.
- Do not leave the device unattended while in use.
- Do not use on animals.
- Do not immerse the cord, plug, or any non-removable part of the appliance in water or any other liquid, nor expose the electrical connections to water. Make sure your hands are dry before handling the plug or switching on the appliance.
- Do not use the device in the bath, shower, swimming pool, above a sink with water or areas with extremely high humidity levels.
- Keep the product away from heat sources.
- Do not use the device under blankets or pillows.
- Do not use the appliance for periods longer than 15 minutes without a pause. After this time, wait an interval of at least 15 minutes to prevent the motor from overheating.
- Do not use the device if you are suffering from skin irritation, skin infections or dermatological diseases. Do not use it in areas with warts or varicose veins, spots or moles.
- People with reduced immunological response or that suffer from diabetes mellitus, haemophilia or immunodeficiency must consult their doctor before using the device.
- When switched on, the appliance must never come in contact with the hair on your head, eyelashes, ribbons, etc. to prevent any danger of injury as well as to prevent blockage or damage to the appliance.
- Do not use the device on:
 - Swollen feet, burned skin or skin ulcerations.
 - Skin zones with reduced sensibility unless recommended by a doctor.
- This appliance cannot be used by children or persons with reduced physical, sensory or mental

capabilities or lack of experience and knowledge. Supervise young children to make sure that they do not play with the appliance.

3. BEFORE USE

1. Take the product out of the box.
2. Remove all packaging materials. Keep the original box.
3. Make sure all the components are included and in good conditions, otherwise, contact immediately the official Technical Support Service of Cecotec.

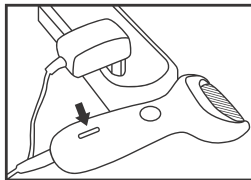
4. OPERATION

Warning: If any problem occurs, interrupt operation immediately and contact your doctor.

Charging

- Make sure the appliance is switched off during charging
- The LCD light indicator will blink blue while the device is being charged.
- The LCD light indicator will turn on steady blue when the battery is fully charged.

- The device's charging time is 1.5 hours.
- Once the device is fully charged, discharge it through normal use.
- The device can be operated cordless when charged. This mode's operating time is 45 minutes.
- In case of low voltage, the LCD light indicator will blink blue.



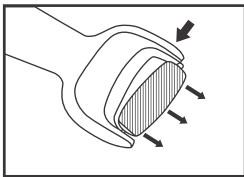
How to optimize the battery's lifespan

- Disconnect the product from the power supply when the battery is charged.
- Do not leave the switch adapter plugged into the wall socket for more than 24 hours.
- Discharge the battery completely twice a year by letting the motor run until it stops. Then fully recharge the battery.
- The best environmental temperature for charging and operating of the device is between 15 °C and 35°C.

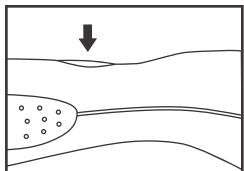
Use

Warning: Make sure that the appliance is fully charged before you start to use it. It is not possible to run the appliance from the mains when the battery is empty.

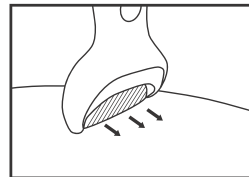
1. To change or remove the grinding roller, press the release button on the side with one hand and pull it out with the other.



2. When treating highly-callused areas, use the coarse grinding roller.
3. When treating slightly-callused areas, or smoothing skin, use the fine grinding roller.
4. Slide the on/off switch downwards to turn the device on and off.



5. Do not exert heavy pressure on your feet and always guide the device carefully over the surface to be treated.
6. Move the instrument under light pressure in circular movements slowly over the parts to be treated. Do not move the appliance too fast.



7. Note that the cutting attachments will have a reduced effect if the skin is softened or moist. For this reason, do not carry out any pre-treatment in a bath.
8. Do not remove all the skin in order to retain the natural protection of the skin.
9. After every use, apply moisturizing cream to the parts treated.

5. CLEANING AND MAINTENANCE

- Turn off and unplug the device from the power supply before cleaning it, assembling or disassembling any of its parts.

ENGLISH

- Do not immerse the appliance in water or any other liquid, or place it under running water.
- If water enters the device by accident, do not use it again until it is completely dry.
- Use a soft damp cloth with some water to clean the product's surface.
- Dry thoroughly the device with tissue paper after cleaning it.
- The sandpaper attachments must only be cleaned using a dry cloth or the cleaning brush.
- Do not use chemical detergent or scouring agents for cleaning.

6. TECHNICAL SPECIFICATIONS

Product name: Skin Care Silky

Product reference: 04222

100-240 V ac/50-60Hz

Operating temperature: +15°-+35°

Storage temperature:0°-+40°

Made in China | Designed in Spain

7. DISPOSAL OF OLD ELECTRICAL APPLIANCES



The European directive 2012/19/EU on Waste Electrical and Electronic Equipment (WEEE), specifies that old household electrical appliances must not be disposed of with the normal unsorted municipal waste. Old appliances must be collected

separately, in order to optimize the recovery and recycling of the materials they contain, and reduce the impact on human health and the environment.

The crossed out "wheeled bin" symbol on the product reminds you of your obligation to dispose of the appliance correctly. If the product has a built-in battery or uses batteries, they should be removed from the appliance and disposed of appropriately.

Consumers must contact their local authorities or retailer for information concerning the correct disposal of old appliances and/or their batteries.

8. TECHNICAL SUPPORT SERVICE AND WARRANTY

This product is under warranty for 2 years from the date of purchase, as long as the proof of purchase is submitted, the product is in perfect physical condition, and it has been given proper use, as explained in this instruction manual.

The warranty will not cover the following situations:

- The product has been used for purposes other than those intended for it, misused, beaten, exposed to moisture, immersed in liquid or corrosive substances, as well as any other fault attributable to the customer.
- The product has been disassembled, modified, or repaired by persons, not authorised by the official Technical Support Service of Cecotec.
- Faults deriving from the normal wear and tear of its parts, due to use.

- The warranty service covers every manufacturing defects of your appliance for 2 years, based on current legislation, except consumable parts. In the event of misuse, the warranty will not apply.

The warranty service covers every manufacturing defects of your appliance for 2 years, based on current legislation, except consumable parts. In the event of misuse, the warranty will not apply.

If at any moment you detect any problem with your product or have any doubt, do not hesitate to contact Cecotec Technical Support Service at +34 963 210 728.

BAMBA
SkinCare Silky