

BAMBA

IoniCare 5350 PowerShine Ice

Secador de pelo / Hair dryer



cecotec

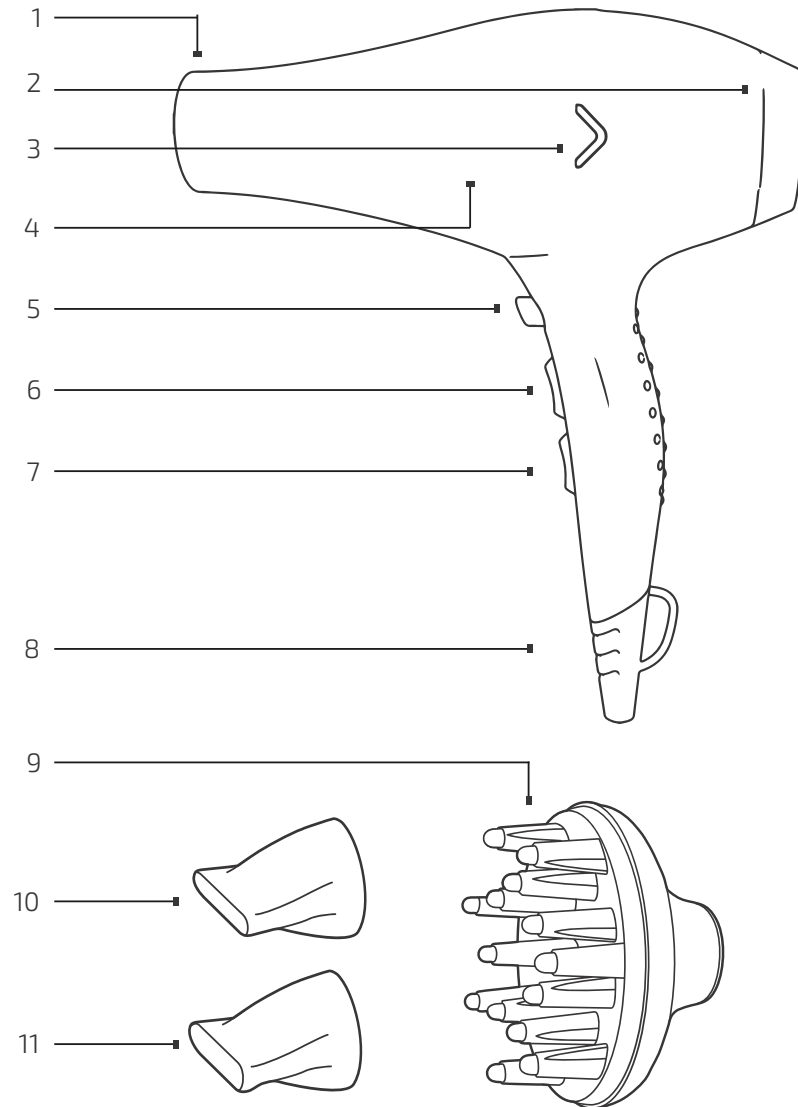
Manual de instrucciones
Instruction manual
Manuel d'instructions
Bedienungsanleitung
Manuale di istruzioni
Manual de instruções
Instructiehandleiding

INDEX

1. Parts and components	04
2. Safety instructions	12
3. Before use	14
4. Operation	14
5. Cleaning and maintenance	16
6. Technical specifications	16
7. Disposal of old electrical appliances	16
8. Technical support service and warranty	16

1. PIEZAS Y COMPONENTES

Parts and components/Pièces et composants/Ersatzteile und Komponenten/
Parti e componenti/Peças e componentes/Onderdelen en componenten




EN

1. Air outlet
2. Air inlet grid
3. Decoration
4. Ionizer
5. Cool shot
6. Speed switch
7. Temperature switch
8. Cord
9. Diffuser
10. Narrow concentrator
11. Wide concentrator

2. SAFETY INSTRUCTIONS

Read these instructions thoroughly before using the appliance. Keep this instruction manual for future reference or new users.

- Make sure that the mains voltage matches the voltage stated on the rating label of the appliance and that the wall outlet is grounded.
- This device is indented for household use only. Do not use for industrial or commercial purposes.
- Do not immerse the cord, plug, or any non-removable part of the appliance in water or any other liquid, nor expose the electrical connections to water. Make sure your hands are dry before handling the plug or switching on the appliance.
- Check the power cord regularly for visible damage. If the cord is damaged, it must be replaced by the official Technical Support Service of Cecotec in order to avoid any type of danger.
- Ensure that the air inlets and outlets are not blocked. If they are blocked, the device will activate the overheat protection system.
- Turn off and unplug the device from the power supply immediately after use. If used in a bathroom, make sure to unplug it always to avoid it from getting wet.
- Do not use the appliance near water and never expose it to water or other liquids. 
- Do not use the diffuser with maximum temperature for long periods of time.
- Do not introduce metallic objects through the back grid or air inlets to avoid electric shocks.
- Do not wind the cord around the device.
- Do not allow the appliance to come into contact with your face, neck or scalp.
- Do not leave the appliance on any surface while it is operating.
- Do not use the appliance to dry wigs or fake hair.
- The appliance is not intended to be used by children under

the age of 8. It can be used by children over the age of 8, as long as they are given continuous supervision.

- This appliance can be used by children aged 8 and above, and persons with reduced physical, sensory or mental capabilities or lack of experience and knowledge, as long as they have been given supervision or instruction concerning the use of the appliance in a safe way and understand the hazards involved.
- Supervise young children to make sure that they do not play with the appliance. Close supervision is necessary when the appliance is being used by or near children.
- Check the power cord regularly for visible damage. If the cord is damaged, it must be replaced by the official Technical Support Service of Cecotec in order to avoid any type of danger.
- Switch off and disconnect the device from the main plug:
 - In case of faults during use.
 - Before cleaning or moving the appliance from place to place.
 - After use.
- Always turn off the appliance before disconnecting it from the power supply.
- Keep the device out of the reach of water. Do not expose it to rain, snow or other moisture conditions.
- Use only parts and components provided with the original product by Cecotec.
- The appliance must not be operated (disconnect the mains plug immediately) when:
 - The appliance, casing or power cord is damaged.
 - The appliance shows visible signs of damage.
 - A fault is suspected after the appliance has been dropped or similar.
- Pay special attention to the positioning of the cord and avoid it from touching hot parts.
- Allow the device to cool down completely before assembling or disassembling any of its parts.

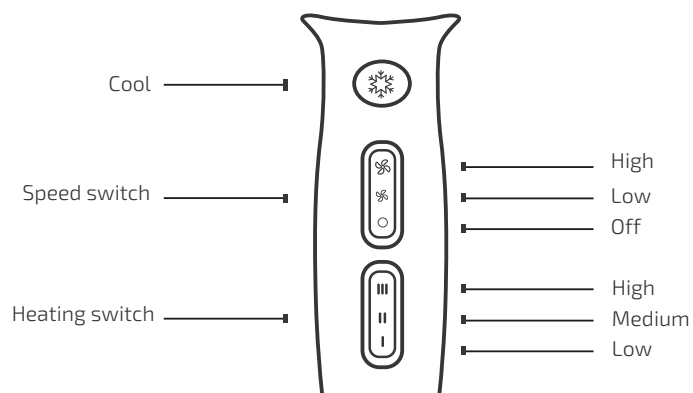
- The appliance is not intended to be used by children under the age of 12. It can be used by children over the age of 12, as long as they are given continuous supervision.
- This appliance can be used by children aged 12 and above, and persons with reduced physical, sensory or mental capabilities or lack of experience and knowledge, as long as they have been given supervision or instruction concerning the use of the appliance in a safe way and understand the hazards involved. Children shall not play with the appliance.
- Supervise young children to make sure that they do not play with the appliance. Close supervision is necessary when the appliance is being used by or near children.

3. BEFORE USE

1. Take the product out of the box.
2. Remove all packaging materials. Keep the original box.
3. Make sure all the components are included and in good conditions, otherwise, contact immediately the official Technical Support Service of Cecotec.

4. OPERATION

This hair dryer releases ions, which protect hair, skin and seal cuticles for a total care of your hair during use.



1. Wash and condition your hair as usually.
2. Dry hair excess water with a towel and brush it.
3. Install the desired accessory (concentrator or diffuser) to the hair dryer's front part.
4. Connect the device to a power supply.
5. Set the desired heating level.
6. Set the desired speed.
7. Once you have finished using the device, switch it off and unplug it from the power supply.
8. Allow it to cool down before cleaning or storing it.

Warning: If the product suffers overheating, it will automatically turn off. In this case, unplug it from the power supply and allow it to cool down for a few minutes. Before turning it back on, make sure there are no fluffs, hair or other objects blocking the grid or air inlet.

Tips:

- The diffuser is designed to dry straight and curly hairs.
- In order to increase hair's natural volume and to enhance curls, keep the device in an upright position while operating it. (Figure 2).
- If you want to add volume from the roots, introduce the diffuser's tips in your hair and, as they touch your scalp, move the appliance performing circles repeatedly for heat to be distributed. (Figure 1).

Warning: Hairsprays contain flammable materials, therefore, do not use them at the same time as the appliance.



Fig 1



Fig 2

5. CLEANING AND MAINTENANCE

- Turn off and disconnect the device from the mains supply before cleaning or maintenance.
- Use a soft damp cloth with some water to clean the product's surface.
- Dry thoroughly the device with tissue paper after cleaning it.
- Clean dust and hair that may block the device's grid, air inlet or outlet periodically. (Figure 3).

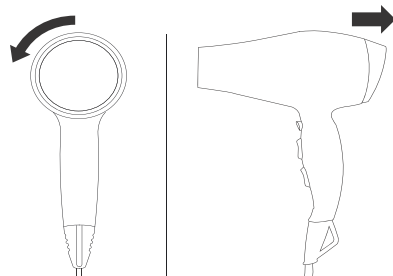


Fig . 3

5. TECHNICAL SPECIFICATIONS

Models: Bamba IoniCare 5350 PowerShine Ice
 Product reference: 04204
 2200 W - 2600 W, 220V-240V ~, 50-60Hz
 Made in China | Designed in Spain

6. DISPOSAL OF OLD ELECTRICAL APPLIANCES



The European directive 2012/19/EU on Waste Electrical and Electronic Equipment (WEEE), specifies that old household electrical appliances must not be disposed of with the normal unsorted municipal waste. Old appliances must be collected separately, in order to optimize the recovery and recycling of the materials they contain, and reduce the impact on human health and the environment.

The crossed out "wheeled bin" symbol on the product reminds you of your obligation to dispose of the appliance correctly. If the product has a built-in battery or uses batteries, they should be removed from the appliance and disposed of appropriately.

Consumers must contact their local authorities or retailer for information concerning the correct disposal of old appliances and/or their batteries.

7. TECHNICAL SUPPORT SERVICE AND WARRANTY

This product is under warranty for 2 years from the date of purchase, as long as the proof of purchase is submitted, the product is in perfect physical condition, and it has been given proper use, as explained in this instruction manual.

The warranty will not cover the following situations:

- The product has been used for purposes other than those intended for it, misused, beaten, exposed to moisture, immersed in liquid or corrosive substances, as well as any other fault attributable to the customer.
- The product has been disassembled, modified, or repaired by persons, not authorised by the official Technical Support Service of Cecotec.
- Faults deriving from the normal wear and tear of its parts, due to use.

The warranty service covers every manufacturing defects of your appliance for 2 years, based on current legislation, except consumable parts. In the event of misuse, the warranty will not apply.

If at any moment you detect any problem with your product or have any doubt, do not hesitate to contact Cecotec Technical Support Service at **+34 96 321 07 28**.

www.cecotec.es

Grupo Cecotec Innovaciones S. L.
C/de la Pinadeta s/n, 46930
Quart de Poblet, Valencia, Spain