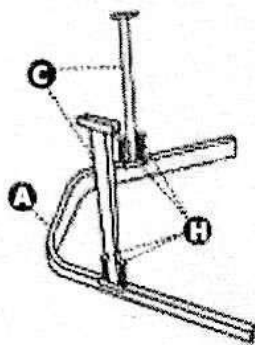


ASSEMBLY

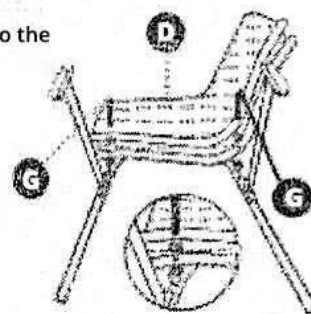
Step 1

Attach the seat cross members (C) to the chair leg using the bolts H



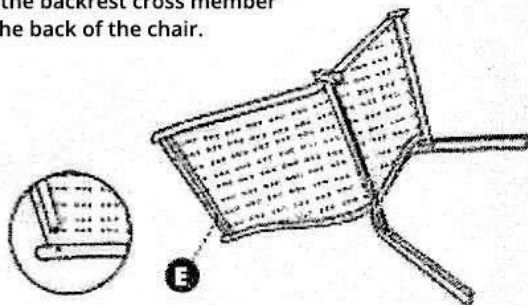
Step 2

Install the seat board (D) to the legs using the bolts (G)



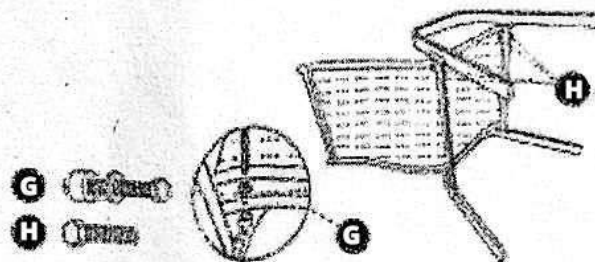
Step 3

Install the backrest cross member (E) to the back of the chair.



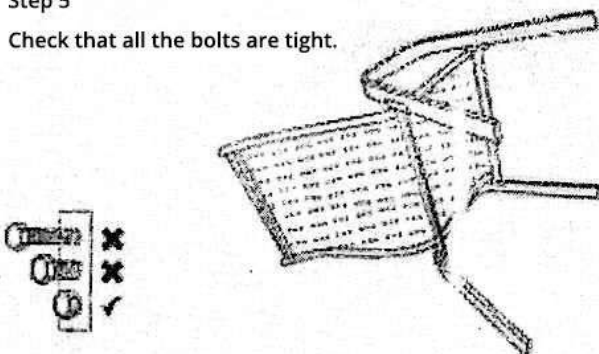
Step 4

Install the seat cross member on the second leg using the bolt (H), and then install the seat board to the leg using the bolt (G)



Step 5

Check that all the bolts are tight.



Step 6

Install the rockers (F) using the bolt (I)

